



ASBK.COM.AU f t i y

Round 7 : Phillip Island GP Circuit : October 12 - 14

HORSELL CONSULTING AUSTRALIAN SIDECAR CHAMPIONSHIP

Practice 3

Date: 12/10/18
 Event: P18
 Weather: Sunny - Temp: 17.3C
 Track: Dry - Temp: 34.8C


Started at: 16:55:01
 Laps: 10 Min
 Starters: 13
 Printed at: 17:16

CLASSIFICATION

Pos	No	Name	Class	Machine	Fastest Lap	On Lap	Behind Prev	Behind Leader	Top Speed
1	1	David BOUGHEN / Robbie SHORTER (QLD)	F1	LCR Suzuki 1000	1:50.224	3 of 6			210
2	54	Mick ALTON / Christine CLANCY (NSW) / J&C Contracting / Pagid Brakes / Mick DeWith M-sport	F2	LCR Suzuki 600	1:50.599	5 of 5	.375	.375	213
3	27	Howard FORD / Lee MENZIES (QLD) / California Custom Products / Lindsay Donai M-cycles	F1	LCR Suzuki 1000	1:50.797	2 of 3	.198	.573	208
4	10	Murray STRONACH / Stephen MARSHALL (WA) / Aceman Enterprises / City Truck Panel and Paint / Swan Towing	F1	RHR Suzuki 1000	1:51.204	3 of 5	.407	.980	222
5	20	Graeme EVANS / Jarrod SCOTT (WA) / Rick Hanger Racing	F1	RHR Kawasaki 1000	1:51.412	3 of 6	.208	1.188	220
6	15	Jeff BROWN / Darren SHELDRICK (NSW) / APW M-cycles / Motul Oils / RK Chains / DJS Tree Services / SDG Moto	F1	JBR Suzuki 1000	1:51.582	5 of 5	.170	1.358	208
7	4	Bruce COLLINS / Peter DEANGELIS (VIC)	F2	LCR Honda 598	1:51.911	5 of 5	.329	1.687	220
8	26	Patrick CLANCY / Stephen BONNEY (VIC) / Alton Racing / J & C Contracting / Pagid Brakes	F2	Shelb. Honda 598	1:53.166	5 of 5	1.255	2.942	205
9	5	Richard GOODALE / Scott GOODALE (VIC)	F2	Shelb. Honda 598	1:54.934	4 of 5	1.768	4.710	209
10	38	John CLANCY / Warren GRUBB (VIC) / J & C Contracting / DeWith Motorsports	F2	LCR Suzuki 600	1:56.061	4 of 5	1.127	5.837	197
11	45	Andrew PHILLIPS / Barry MARTIN (QLD)	F2	Shelb. Honda 598	2:03.437	2 of 5	7.376	13.213	190
12	18	Simon REYNOLDS / Kathryn WARNE (NSW)	F2	Watson Yamaha 600	2:04.696	5 of 5	1.259	14.472	192
13	007	Trevor LOVE / Aimee TURNER (NSW)	F2	Watson Honda 598	2:07.322	2 of 4	2.626	17.098	185

Current best lap for SCR class - 1:40.526 by Steve ABBOTT / Jamie BIGGS (UK) on a set on 12/11/05


 Chief Time Keeper - Scott Laing


 Clerk of Course - Tom Williams



www.computime.com.au
 COMPUTIME RACE TIMING SYSTEMS PTY LTD





ASBK.COM.AU f t i y

Round 7 : Phillip Island GP Circuit : October 12 - 14

HORSELL CONSULTING AUSTRALIAN SIDECAR CHAMPIONSHIP

Practice 3

Date: 12/10/18
 Event: P18
 Weather: Sunny - Temp: 17.3C
 Track: Dry - Temp: 34.8C

Started at: 16:55:01
 Laps: 10 Min
 Starters: 13
 Printed at: 17:16

LAP TIMES

No	Name	Lap 1	Lap 2	Lap 3	Lap 4	Lap 5	Lap 6
007	Trevor LOVE / Aimee TURNER (NSW)	2:19.402	2:07.322	2:08.309	2:08.007		
1	David BOUGHEN / Robbie SHORTER (QLD)	2:13.925	1:53.062	1:50.224	1:50.369	1:50.265	1:50.337
4	Bruce COLLINS / Peter DEANGELIS (VIC)	2:13.046	1:54.970	1:53.086	1:52.179	1:51.911	
5	Richard GOODALE / Scott GOODALE (VIC)	2:13.143	1:57.561	1:56.085	1:54.934	1:56.193	
10	Murray STRONACH / Stephen MARSHALL (WA)	2:06.523	1:53.128	1:51.204	1:53.113	1:52.193	
15	Jeff BROWN / Darren SHELDRIK (NSW)	2:11.351	1:55.402	1:53.226	1:52.320	1:51.582	
18	Simon REYNOLDS / Kathryn WARNE (NSW)	2:19.898	2:06.161	2:06.074	2:06.503	2:04.696	
20	Graeme EVANS / Jarrod SCOTT (WA)	2:09.660	1:52.170	1:51.412	1:53.718	1:54.563	1:56.641
26	Patrick CLANCY / Stephen BONNEY (VIC)	2:11.671	1:55.332	1:53.799	1:53.701	1:53.166	
27	Howard FORD / Lee MENZIES (QLD)	2:05.198	1:50.797	1:51.124			
38	John CLANCY / Warren GRUBB (VIC)	2:15.816	1:58.115	1:56.343	1:56.061	1:56.567	
45	Andrew PHILLIPS / Barry MARTIN (QLD)	2:15.684	2:03.437	2:05.249	2:05.486	2:06.203	
54	Mick ALTON / Christine CLANCY (NSW)	2:06.283	1:51.910	1:51.970	1:52.261	1:50.599	

Scott Laing
 Chief Time Keeper - Scott Laing

Tom Williams
 Clerk of Course - Tom Williams



www.computime.com.au
 COMPUTIME RACE TIMING SYSTEMS PTY LTD





ASBK.COM.AU f t i y

Round 7 : Phillip Island GP Circuit : October 12 - 14

HORSELL CONSULTING AUSTRALIAN SIDECAR CHAMPIONSHIP

Practice 3

Date: 12/10/18
 Event: P18
 Weather: Sunny - Temp: 17.3C
 Track: Dry - Temp: 34.8C


Started at: 16:55:01
 Laps: 10 Min
 Starters: 13
 Printed at: 17:16

SPLIT TIMES

Lap	Split 1	Split 2	Split 3	Split 4	Lap Time	Spd	Lap	Split 1	Split 2	Split 3	Split 4	Lap Time	Spd
007 Trevor LOVE / Aimee TURNER (NSW) (13th)							4	27.748	32.722	21.425	31.218	1:53.113	222
1	41.580	37.725	24.426	35.671	2:19.402 P		5	27.540	32.574	21.227	30.852	1:52.193	219
2	31.664	36.319	23.977	35.362	2:07.322	185	15 Jeff BROWN / Darren SHELDRIK (NSW) (6th)						
3	32.032	37.030	24.092	35.155	2:08.309	179	1	40.940	36.088	22.184	32.139	2:11.351 P	
4	31.824	36.386	24.122	35.675	2:08.007	182	2	28.293	33.642	22.080	31.387	1:55.402	204
1 David BOUGHEN / Robbie SHORTER (QLD) (1st)							3	27.806	32.603	21.939	30.878	1:53.226	208
1	39.657	37.289	23.643	33.336	2:13.925 P		4	27.589	32.512	21.411	30.808	1:52.320	200
2	28.107	33.045	21.355	30.555	1:53.062	205	5	27.380	32.642	21.112	30.448	1:51.582	197
3	26.990	32.601	20.414	30.219	1:50.224	206	18 Simon REYNOLDS / Kathryn WARNE (NSW) (12th)						
4	26.890	32.459	20.649	30.371	1:50.369	208	1	42.027	38.465	24.465	34.941	2:19.898 P	
5	27.135	32.367	20.355	30.408	1:50.265	210	2	31.138	36.411	23.722	34.890	2:06.161	188
6	26.709	32.113	20.343	31.172	1:50.337	197	3	31.167	37.082	23.741	34.084	2:06.074	180
4 Bruce COLLINS / Peter DEANGELIS (VIC) (7th)							4	30.590	36.441	24.069	35.403	2:06.503	192
1	41.477	36.853	22.531	32.185	2:13.046 P		5	30.733	36.237	23.837	33.889	2:04.696	187
2	28.490	33.840	21.785	30.855	1:54.970	209	20 Graeme EVANS / Jarrod SCOTT (WA) (5th)						
3	26.750	33.253	21.854	31.229	1:53.086	220	1	38.824	35.841	22.725	32.270	2:09.660 P	
4	26.984	32.630	21.389	31.176	1:52.179	209	2	27.827	32.827	20.656	30.860	1:52.170	205
5	26.824	32.881	21.183	31.023	1:51.911	207	3	27.243	32.882	20.732	30.555	1:51.412	219
5 Richard GOODALE / Scott GOODALE (VIC) (9th)							4	27.961	33.498	20.976	31.283	1:53.718	214
1	42.390	35.628	22.576	32.549	2:13.143 P		5	26.962	33.923	21.531	32.147	1:54.563	220
2	29.349	33.925	22.294	31.993	1:57.561	209	6	28.151	34.052	21.852	32.586	1:56.641	199
3	28.014	34.145	21.986	31.940	1:56.085	205	26 Patrick CLANCY / Stephen BONNEY (VIC) (8th)						
4	28.029	33.406	21.620	31.879	1:54.934	205	1	40.188	35.079	23.079	33.325	2:11.671 P	
5	27.901	34.132	22.176	31.984	1:56.193	206	2	28.420	34.162	21.727	31.023	1:55.332	201
10 Murray STRONACH / Stephen MARSHALL (WA) (4th)							3	27.574	33.698	21.584	30.943	1:53.799	205
1	37.929	35.240	21.962	31.392	2:06.523 P		4	27.609	33.504	21.562	31.026	1:53.701	205
2	27.947	32.594	21.599	30.988	1:53.128	203	5	27.414	33.273	21.636	30.843	1:53.166	205
3	26.741	32.478	21.003	30.982	1:51.204	222							

Scott Laing
 Chief Time Keeper - Scott Laing

Tom Williams
 Clerk of Course - Tom Williams





ASBK.COM.AU f t i y

Round 7 : Phillip Island GP Circuit : October 12 - 14

HORSELL CONSULTING AUSTRALIAN SIDECAR CHAMPIONSHIP

Practice 3

Date: 12/10/18
 Event: P18
 Weather: Sunny - Temp: 17.3C
 Track: Dry - Temp: 34.8C


Started at: 16:55:01
 Laps: 10 Min
 Starters: 13
 Printed at: 17:16

SPLIT TIMES

Lap	Split 1	Split 2	Split 3	Split 4	Lap Time	Spd	Lap	Split 1	Split 2	Split 3	Split 4	Lap Time	Spd
27 Howard FORD / Lee MENZIES (QLD) (3rd)							2	<u>29.191</u>	<u>35.993</u>	23.610	34.643	<u>2:03.437</u>	189
1	39.572	33.988	21.111	30.527	2:05.198 P		3	29.371	37.310	24.186	34.382	2:05.249	190
2	27.712	<u>31.737</u>	20.917	<u>30.431</u>	<u>1:50.797</u>	197	4	30.048	37.365	<u>23.393</u>	34.680	2:05.486	186
3	<u>27.300</u>	32.478	<u>20.901</u>	30.445	1:51.124	208	5	30.276	37.053	24.092	34.782	2:06.203	176
38 John CLANCY / Warren GRUBB (VIC) (10th)							54 Mick ALTON / Christine CLANCY (NSW) (2nd)						
1	40.878	36.234	23.679	35.025	2:15.816 P		1	37.931	34.900	21.643	31.809	2:06.283 P	
2	29.229	34.196	22.330	32.360	1:58.115	197	2	27.320	32.585	20.955	31.050	1:51.910	210
3	<u>27.999</u>	34.021	22.055	32.268	1:56.343	194	3	27.642	32.577	20.803	30.948	1:51.970	211
4	28.275	<u>33.843</u>	<u>21.904</u>	<u>32.039</u>	<u>1:56.061</u>	191	4	28.098	32.528	<u>20.726</u>	30.909	1:52.261	213
5	28.076	34.157	22.102	32.232	1:56.567	189	5	<u>27.023</u>	<u>32.256</u>	20.800	<u>30.520</u>	<u>1:50.599</u>	207
45 Andrew PHILLIPS / Barry MARTIN (QLD) (11th)													
1	40.960	37.031	23.725	<u>33.968</u>	2:15.684 P								

Scott Laing
 Chief Time Keeper - Scott Laing

Tom Williams
 Clerk of Course - Tom Williams





ASBK.COM.AU f t i y

Round 7 : Phillip Island GP Circuit : October 12 - 14

HORSELL CONSULTING AUSTRALIAN SIDECAR CHAMPIONSHIP

Practice 3

Date: 12/10/18
 Event: P18
 Weather: Sunny - Temp: 17.3C
 Track: Dry - Temp: 34.8C

Started at: 16:55:01
 Laps: 10 Min
 Starters: 13
 Printed at: 17:16

FASTEST LAPS SEQUENCE

Race Time	No	Name	Machine	Fastest Lap	On Lap
2:12.404	54	Mick ALTON / Christine CLANCY (NSW)	LCR Suzuki 600	2:06.283	1
2:13.349	27	Howard FORD / Lee MENZIES (QLD)	LCR Suzuki 1000	2:05.198	1
4:04.146	27	Howard FORD / Lee MENZIES (QLD)	LCR Suzuki 1000	1:50.797	2
6:14.466	1	David BOUGHEN / Robbie SHORTER (QLD)	LCR Suzuki 1000	1:50.224	3

Scott Laing
 Chief Time Keeper - Scott Laing

Tom Williams
 Clerk of Course - Tom Williams





ASBK.COM.AU f t i y

Round 7 : Phillip Island GP Circuit : October 12 - 14

HORSELL CONSULTING AUSTRALIAN SIDECAR CHAMPIONSHIP

Practice 3

Date: 12/10/18
 Event: P18
 Weather: Sunny - Temp: 17.3C
 Track: Dry - Temp: 34.8C

Started at: 16:55:01
 Laps: 10 Min
 Starters: 13
 Printed at: 17:16

BEST PARTIAL TIMES

Pos	Split 1		Split 2		Split 3		Split 4		LAP		Ideal	Fastest
	Name	Time	Name	Time	Name	Time	Name	Time	Name			
1	BOUGHEN / S	26.709	FORD / MENZI	31.737	BOUGHEN / S	20.343	BOUGHEN / S	30.219	BOUGHEN / S	1:49.384	1:50.224	
2	STRONACH /	26.741	BOUGHEN / S	32.113	EVANS / SCO	20.656	FORD / MENZI	30.431	FORD / MENZI	1:50.369	1:50.797	
3	COLLINS / DE	26.750	ALTON / CLAN	32.256	ALTON / CLAN	20.726	BROWN / SHE	30.448	ALTON / CLA	1:50.525	1:50.599	
4	EVANS / SCO	26.962	STRONACH /	32.478	FORD / MENZI	20.901	ALTON / CLAN	30.520	EVANS / SCO	1:51.000	1:51.412	
5	ALTON / CLAN	27.023	BROWN / SHE	32.512	STRONACH /	21.003	EVANS / SCO	30.555	STRONACH /	1:51.074	1:51.204	
6	FORD / MENZI	27.300	COLLINS / DE	32.630	BROWN / SHE	21.112	CLANCY / BO	30.843	COLLINS / DE	1:51.418	1:51.911	
7	BROWN / SHE	27.380	EVANS / SCO	32.827	COLLINS / DE	21.183	STRONACH /	30.852	BROWN / SHE	1:51.452	1:51.582	
8	CLANCY / BO	27.414	CLANCY / BO	33.273	CLANCY / BO	21.562	COLLINS / DE	30.855	CLANCY / BO	1:53.092	1:53.166	
9	GOODALE / G	27.901	GOODALE / G	33.406	GOODALE / G	21.620	GOODALE / G	31.879	GOODALE / G	1:54.806	1:54.934	
10	CLANCY / GR	27.999	CLANCY / GR	33.843	CLANCY / GR	21.904	CLANCY / GR	32.039	CLANCY / GR	1:55.785	1:56.061	
11	PHILLIPS / MA	29.191	PHILLIPS / MA	35.993	PHILLIPS / MA	23.393	REYNOLDS /	33.889	PHILLIPS / MA	2:02.545	2:03.437	
12	REYNOLDS /	30.590	REYNOLDS /	36.237	REYNOLDS /	23.722	PHILLIPS / MA	33.968	REYNOLDS /	2:04.438	2:04.696	
13	LOVE / TURN	31.664	LOVE / TURN	36.319	LOVE / TURN	23.977	LOVE / TURN	35.155	LOVE / TURN	2:07.115	2:07.322	

Scott Laing
 Chief Time Keeper - Scott Laing

Tom Williams
 Clerk of Course - Tom Williams





ASBK.COM.AU f t i y

Round 7 : Phillip Island GP Circuit : October 12 - 14

HORSELL CONSULTING AUSTRALIAN SIDECAR CHAMPIONSHIP

Combined Practices


MERGED CLASSIFICATION

Date: 12/10/18

Printed at: 17:17

Pos	No	Name	Class	Machine	Event P06	Event P12	Event P18	Fastest Lap
1	1	David BOUGHEN / Robbie SHORTER (QLD)	F1	LCR Suzuki 1000	1:49.310	1:48.144	1:50.224	1:48.144
2	27	Howard FORD / Lee MENZIES (QLD) / California Custom Products / Lindsay Donai M-cycles	F1	LCR Suzuki 1000	1:50.438	1:48.406	1:50.797	1:48.406
3	54	Mick ALTON / Christine CLANCY (NSW) / J&C Contracting / Pagid Brakes / Mick DeWith M-sport	F2	LCR Suzuki 600	1:50.989	1:49.677	1:50.599	1:49.677
4	10	Murray STRONACH / Stephen MARSHALL (WA) / Aceman Enterprises / City Truck Panel and Paint / Swan Towing	F1	RHR Suzuki 1000	1:55.154	1:52.035	1:51.204	1:51.204
5	20	Graeme EVANS / Jarrod SCOTT (WA) / Rick Hanger Racing	F1	RHR Kawasaki 1000	1:52.153	1:55.050	1:51.412	1:51.412
6	15	Jeff BROWN / Darren SHELDRIK (NSW) / APW M-cycles / Motul Oils / RK Chains / DJS Tree Services / SDG Moto	F1	JBR Suzuki 1000	1:56.616	1:52.461	1:51.582	1:51.582
7	4	Bruce COLLINS / Peter DEANGELIS (VIC)	F2	LCR Honda 598	1:52.599	1:57.389	1:51.911	1:51.911
8	26	Patrick CLANCY / Stephen BONNEY (VIC) / Alton Racing / J & C Contracting / Pagid Brakes	F2	Shelb. Honda 598	1:53.213	1:53.591	1:53.166	1:53.166
9	5	Richard GOODALE / Scott GOODALE (VIC)	F2	Shelb. Honda 598	1:55.676	1:54.055	1:54.934	1:54.055
10	2	Terry GOLDIE / Jamie CRASS (VIC)	F2	Honda LCR 600	1:54.752			1:54.752
11	38	John CLANCY / Warren GRUBB (VIC) / J & C Contracting / DeWith Motorsports	F2	LCR Suzuki 600	1:58.453	1:55.671	1:56.061	1:55.671
12	14	Noel BEARE / Declan BEARE (VIC) / Beare Boys Racing	F1	Alvin Suzuki 1000	2:01.976	1:58.323		1:58.323
13	45	Andrew PHILLIPS / Barry MARTIN (QLD)	F2	Shelb. Honda 598	2:09.213	2:05.005	2:03.437	2:03.437
14	300	Matthew BROWN / Nathan ASTILL (NSW)	F2	Shelb. Honda 598	2:05.730	2:04.305		2:04.305
15	18	Simon REYNOLDS / Kathryn WARNE (NSW)	F2	Watson Yamaha 600	2:05.442	2:06.720	2:04.696	2:04.696
16	007	Trevor LOVE / Aimee TURNER (NSW)	F2	Watson Honda 598	2:09.822	2:07.377	2:07.322	2:07.322


 Chief Time Keeper - Scott Laing


 Clerk of Course - Tom Williams



www.computime.com.au
COMPUTIME RACE TIMING SYSTEMS PTY LTD

